

Quick Reference Guide: Downloading Mobile App & Logging In




Purpose:

WaveWorks is available on your mobile device. This Quick Reference Guide will walk you through installing the app and logging into your account on your mobile device. Confirm with your supervisor and/or department about which functions of Mobile WaveWorks you are permitted to use.

Step-by-Step:

1. Open your Google Play Store or the App Store and Search for “Oracle Fusion Applications”. Download the app to your device.



2. When opened, you will be prompted to agree to the application terms of service. You must select “Agree” to these terms to use the application.

Legal Terms

END USER LICENSE AGREEMENT

PLEASE SCROLL DOWN AND READ ALL OF THE FOLLOWING TERMS AND CONDITIONS OF THIS END USER LICENSE AGREEMENT (“Agreement”) CAREFULLY BEFORE CLICKING AN “AGREE” OR SIMILAR BUTTON OR INSTALLING OR USING THE PROGRAM. THIS agreement IS A LEGALLY BINDING CONTRACT BETWEEN YOU AND ORACLE AMERICA, INC. THAT SETS FORTH THE TERMS AND CONDITIONS THAT GOVERN YOUR USE OF THE PROGRAM. BY CLICKING AN “AGREE” OR SIMILAR BUTTON OR BY INSTALLING AND/OR USING THE PROGRAM, YOU agree TO abide by ALL OF THE TERMS AND CONDITIONS STATED OR REFERENCED HEREIN. IF YOU DO NOT AGREE TO ABIDE BY THESE TERMS AND CONDITIONS, DO NOT CLICK AN “AGREE” OR SIMILAR BUTTON AND DO NOT INSTALL OR USE the Program. YOU MUST ACCEPT AND ABIDE BY THESE TERMS AND

CONDITIONS AS PRESENTED TO YOU – ANY CHANGES, ADDITIONS OR DELETIONS BY YOU TO THESE TERMS AND CONDITIONS WILL NOT BE ACCEPTED BY ORACLE AND WILL NOT BE PART OF THIS AGREEMENT.

“Oracle” refers to Oracle America, Inc., for and on behalf of itself and its subsidiaries and affiliates under common control. “You” and “Your” refer to the individual or entity that has agreed to use the program (as defined below) in accordance with this Agreement. “Apple” refers to Apple, Inc.. “Device” refers to the compatible Apple-branded product running the iOS operating system that You own or control. “Program” refers to the software application provided with this Agreement and any program documentation provided by Oracle and licensed to You subject to the terms and conditions of this Agreement. “Associated Product” refers to the separately licensed product or cloud service offering associated with the Program which You are an authorized user of pursuant

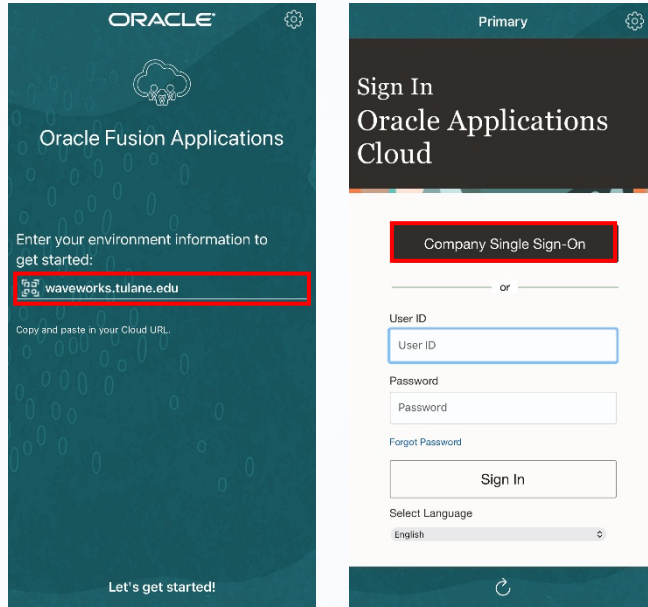
DISAGREE

AGREE



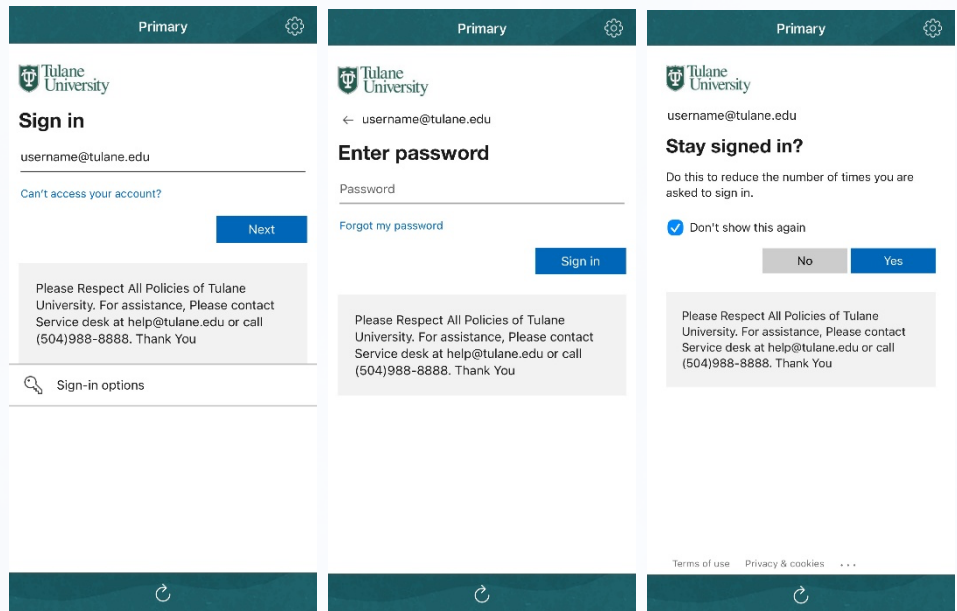
Quick Reference Guide: Downloading Mobile App & Logging In

- 3. Type *waveworks.tulane.edu* into the environment field and press “Enter”.
- 4. Use the “Company Single Sign-On” feature to access WaveWorks.



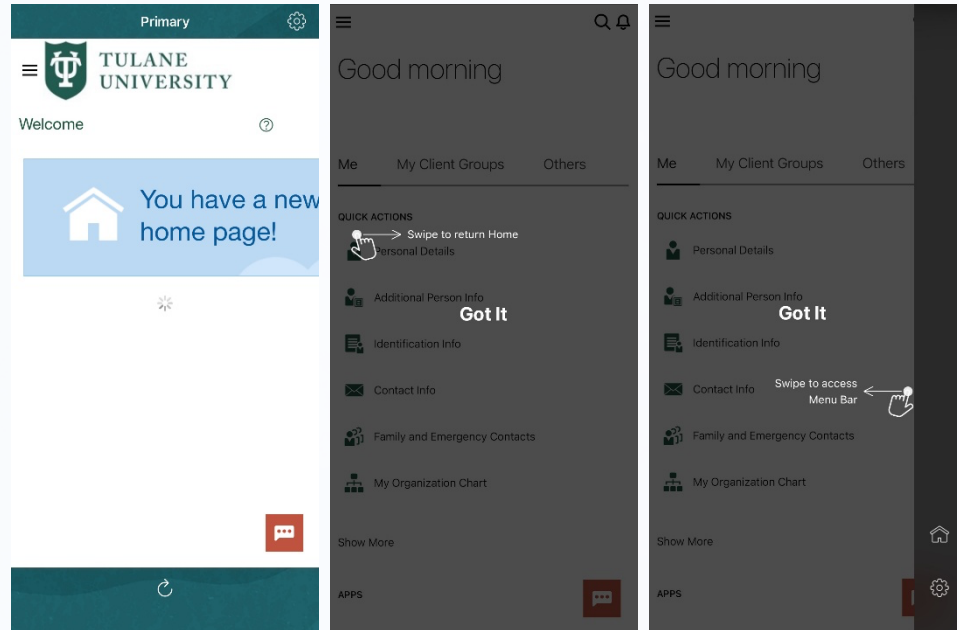
- 5. Provide your Tulane email and password before choosing.

We recommend you stay signed in on your own device.



Quick Reference Guide: Downloading Mobile App & Logging In

6. Once you successfully log in, you will land on the new home page.
7. Press on the Tulane logo to proceed to your *Me Tab*.
8. The app will show you some quick navigation gestures.
9. Select “Got It” to dismiss.



10. You are now logged into WaveWorks on your mobile device.

